





Paleolithic Era Tools: Archaeologist Investigation

Name: _____

Step 1 Directions: It is your job to examine the artifact and determine how it was used. Write your prediction, or your idea, down. Once you have predicted the use for ALL artifacts, move to the Step 2 Directions below.

<p>Artifact: Tool #1</p> 	<p>Artifact: Tool #2</p> 	<p>Artifact: Tool #3</p> 	<p>Artifact: Tool #4</p> 
<p><u>Prediction (your idea):</u></p> <p>Name: _____</p> <p>Used For: _____</p> <p>_____</p> <p>_____</p>	<p><u>Prediction (your idea):</u></p> <p>Name: _____</p> <p>Used For: _____</p> <p>_____</p> <p>_____</p>	<p><u>Prediction (your idea):</u></p> <p>Name: _____</p> <p>Used For: _____</p> <p>_____</p> <p>_____</p>	<p><u>Prediction (your idea):</u></p> <p>Name: _____</p> <p>Used For: _____</p> <p>_____</p> <p>_____</p>

Step 2 Directions: After you've made your prediction, go to our class website Unit 6 and click on the "Paleolithic Era Toolkit" presentation. Use this short presentation to answer the real names and information for each tool below that was used during the Paleolithic Era!

<p><u>Real Information:</u></p> <p>Real Name: _____</p> <p>Used For: _____</p> <p>Fact 1: _____</p> <p>Fact 2: _____</p> <p>Fact 3: _____</p>	<p><u>Real Information:</u></p> <p>Real Name: _____</p> <p>Used For: _____</p> <p>Fact 1: _____</p> <p>Fact 2: _____</p> <p>Fact 3: _____</p>	<p><u>Real Information:</u></p> <p>Real Name: _____</p> <p>Used For: _____</p> <p>Fact 1: _____</p> <p>Fact 2: _____</p> <p>Fact 3: _____</p>	<p><u>Real Information:</u></p> <p>Real Name: _____</p> <p>Used For: _____</p> <p>Fact 1: _____</p> <p>Fact 2: _____</p> <p>Fact 3: _____</p>
--	--	--	--